

# Features

- Eighth brick format
- 36-72VDC input voltage range
- 2.25kV basic isolation
- Remote ON/OFF, sense, and trim pins
- UVLO, OTP, OVP, OCP and SCP
- 94.8% efficiency (typical)
- Integrated heat spreader

# Regulated Converter



## RPA300E

**300 Watt  
Eighth Brick  
Single Output**



UL62368-1 - certified  
CAN/CSA-C22.2 No. 62368-1 - certified  
CISPR22 compliant

### Description

The RPA300E is a low cost 300W DC/DC converter in industry standard 1/8th brick low profile format (58.4mm x 23mm x 12.7mm) and pinning. The input range is 36 to 72VDC, and the output voltage is trimmable from 16 to 35VDC. The efficiency is exceptionally high (typically 94.8%) to permit full load operation from -40°C up to + 85°C with forced air cooling. The isolation voltage is 2.25kVDC/1 minute (basic insulation grade). Applications include demanding industrial power supplies, telecom, and PoE circuits.

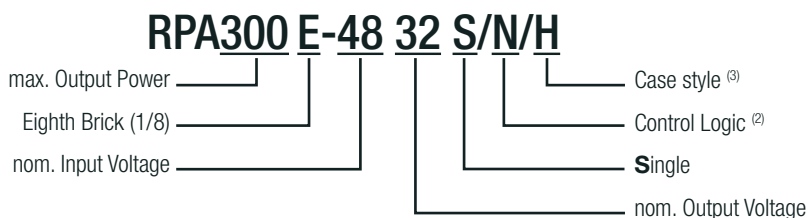
### Selection Guide

Part Number	Input Voltage Range [VDC]	Nom. Output Voltage [VDC]	Output Current [A]	Efficiency typ. <sup>(1)</sup> [%]
RPA300E-4832S/N/H	36-72	32	9.4	94.8

#### Notes:

Note1: Efficiency is tested at nominal input and full load at +25°C ambient

### Model Numbering



#### Notes:

Note2: suffix "N" for negative CTRL function (1=OFF, 0=ON)

Note3: suffix "/H" means pre-mounted heat-spreader.  
refer to

**Specifications** (measured @ Ta= 25°C, nom. Vin, full load and after warm-up unless otherwise stated)

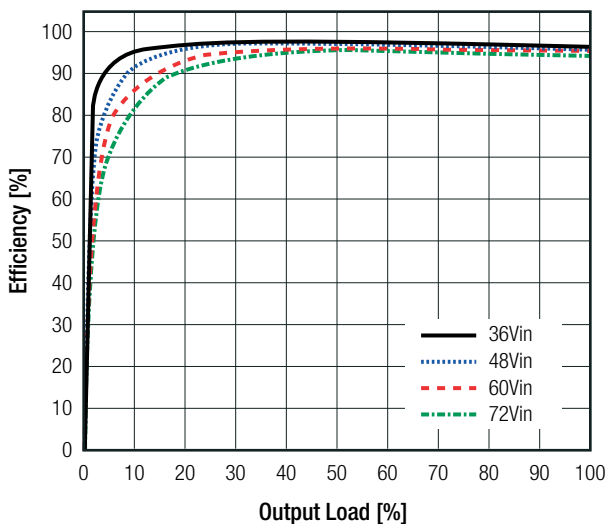
**BASIC CHARACTERISTICS**

Parameter	Condition	Min.	Typ.	Max.
Input Voltage Range	nom $V_{IN}$ = 48VDC	36VDC	48VDC	72VDC
Absolute Maximum Input Voltage	continuous			72VDC
Input Surge Voltage	100ms max.			80VDC
Under Voltage Lockout (UVLO)	DC-DC ON DC-DC OFF hysteresis	33VDC 31VDC	2VDC	36VDC 34VDC
Input Current	$V_{IN}$ = 36VDC, full load			9.4A
Inrush Current	with 100µF Al cap			1A <sup>2</sup> s
Quiescent Current	$V_{IN}$ = 48VDC, no load		100mA	
Standby Current	DC-DC OFF		30mA	
Output Voltage Trimming <sup>(4)</sup>	refer to “ <b>OUTPUT VOLTAGE TRIMMING</b> ”	16VDC		35VDC
Minimum Load		0%		
Start-up Time	Power up ON/OFF CTRL		90ms 65ms	
Rise Time			60ms	
ON/OFF CTRL <sup>(5)</sup>	Negative Logic	DC-DC ON DC-DC OFF		0VDC < $V_{CTRL}$ < 0.8VDC Open or 3.5VDC < $V_{CTRL}$ < 10VDC
Input Current of CTRL pin				1.5mA
Leakage Current of CTRL pin	logic high, $V_{CTRL}$ = 5VDC			1mA
Internal Operating Frequency			170kHz	
Output Ripple & Noise <sup>(6)</sup>	5-20MHz BW, 48Vin, full load		150mVp-p	
Remote Sense	+Sense to +Vout -Sense to -Vout			3.5VDC 0.2VDC

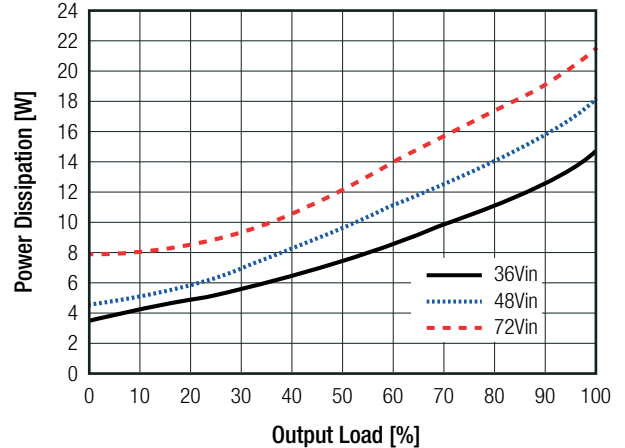
**Notes:**

- Note4: Trim up when input voltage is greater than 40VDC only
- Note5: If CTRL function is not used, please short the CTRL pin to -Vin
- Note6: Measurements are made with 470µF and a 1µF ceramic, 10µF tantalum across output

**Efficiency vs. Output Current**



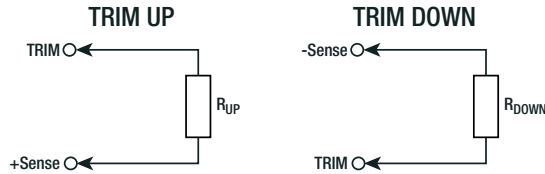
**Power Dissipation vs. Output Current**



**Specifications** (measured @ Ta= 25°C, nom. Vin, full load and after warm-up unless otherwise stated)

### OUTPUT VOLTAGE TRIMMING

RPA300E converters offer the feature of trimming the output voltage over a certain range around the nominal value by using external trim resistors. The values for trim resistors shown in trim tables below are according to standard E96 values; therefore, the specified voltage may slightly vary; they can also be calculated with below shown equation.



$V_{OUTnom}$  = nom. output voltage [VDC]  
 $V_{OUTset}$  = trimmed output voltage [VDC]  
 $\Delta V_{OUT}$  = output voltage change [%]  
 $R_{up}$  = trim up resistor [ $\Omega$ ]  
 $R_{down}$  = trim down resistor [ $\Omega$ ]

Calculation:

$$R_{UP} = \frac{5.11 \times V_{OUTnom} \times (100 + \Delta V_{OUT})}{1.225 \times \Delta V_{OUT}} - \frac{511}{\Delta V_{OUT}} - 10.22$$

$$R_{DOWN} = \frac{511}{\Delta V_{OUT}} - 10.2$$

#### Practical Example RPA300E-4832S/N trim up +5%

$V_{OUTnom} = 32VDC$ ,  $\Delta V_{OUT} = +5\%$  (33.6VDC)

$$R_{UP} = \left[ \frac{5.11 \times 32 \times (100 + 5)}{1.225 \times 5} \right] - \frac{511}{5} - 10.22 = 2690.78k\Omega$$

$R_{UP}$  according to E96  $\approx$  **2M67 $\Omega$**

#### Practical Example RPA300E-4832S/N trim down -20%

$V_{OUTnom} = 32VDC$ ,  $\Delta V_{OUT} = -20\%$  (25.6VDC)

$$R_{DOWN} = \left[ \frac{511}{20} \right] - 10.22 = 15.33k\Omega$$

$R_{DOWN}$  according to E96  $\approx$  **15k4 $\Omega$**

$\Delta V_{OUT} =$	1	2	3	4	5	6	7	8	9	10	[%]
$V_{OUTset} =$	32.32	32.64	32.96	33.28	33.60	33.92	34.24	34.56	34.88	35.00	[VDC]
$R_{UP} =$	13M0	6M49	4M42	3M32	2M67	2M26	1M96	1M74	1M54	1M50	[ $\Omega$ ]

$\Delta V_{OUT} =$	-1	-2	-3	-4	-5	-6	-7	-8	9	10	[%]
$V_{OUTset} =$	31.68	31.36	31.04	30.40	30.08	29.76	29.44	29.12	28.80	28.48	[VDC]
$R_{DOWN} =$	499k	243k	162k	118k	90k9	75k	63k4	53k6	46k4	41k2	[ $\Omega$ ]

$\Delta V_{OUT} =$	-11	-12	-13	-14	-15	-16	-17	-18	-19	-20	[%]
$V_{OUTset} =$	28.48	28.16	27.84	27.52	27.20	26.88	26.56	26.24	25.92	25.60	[VDC]
$R_{DOWN} =$	36k5	32k4	29k4	26k1	23k7	21k5	20k	18k2	16k5	15k4	[ $\Omega$ ]

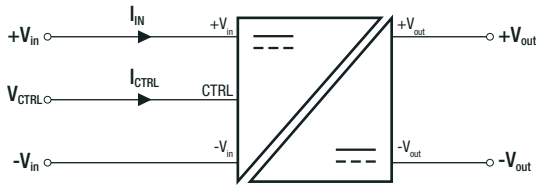
$\Delta V_{OUT} =$	-21	-22	-23	-24	-25	-26	-27	-28	-29	-30	[%]
$V_{OUTset} =$	25.28	24.96	24.64	24.32	24.00	23.68	23.36	23.04	22.72	22.40	[VDC]
$R_{DOWN} =$	14k3	13k	12k1	11k	10k2	9k53	8k66	8k06	7k32	6k81	[ $\Omega$ ]

$\Delta V_{OUT} =$	-31	-32	-33	-34	-35	-36	-37	-38	-39	-40	[%]
$V_{OUTset} =$	22.08	21.76	21.44	21.12	20.80	20.48	20.16	19.84	19.52	19.20	[VDC]
$R_{DOWN} =$	6k19	5k76	5k23	4k81	4k42	4k02	3k57	3k24	2k87	2k55	[ $\Omega$ ]

$\Delta V_{OUT} =$	-41	-42	-43	-44	-45	-46	-47	-48	-49	-50	[%]
$V_{OUTset} =$	18.88	18.56	18.24	17.92	17.60	17.28	16.96	16.64	16.32	16.00	[VDC]
$R_{DOWN} =$	2k26	1k96	1k66	1k4	1k13	887	649	432	210	0	[ $\Omega$ ]

Specifications (measured @ Ta= 25°C, nom. Vin, full load and after warm-up unless otherwise stated)

**ON/OFF CTRL**

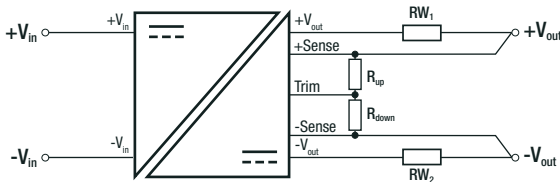


Negative Logic

DC-DC ON  
DC-DC OFF

$0VDC < V_{CTRL} < 0.8VDC$   
Open or  $3.5VDC < V_{CTRL} < 10VDC$

**REMOTE SENSE**



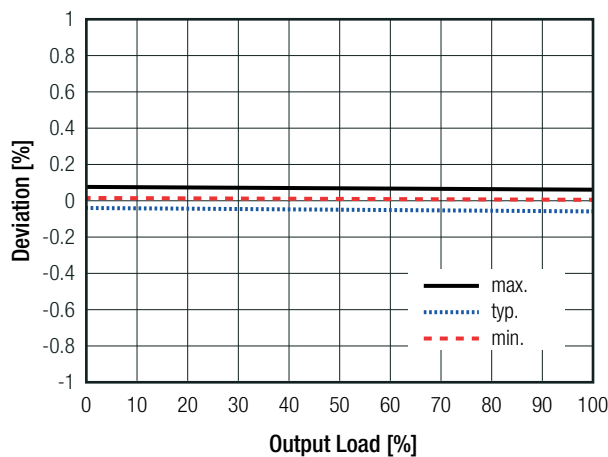
$RW_1$  ... wire losses +  
 $RW_2$  ... wire losses -  
 $R_{up}$  ... trim up resistor  
 $R_{down}$  ... trim down resistor

The output voltage can be adjusted by both trim and remote sense. De-rate the maximum output power if using the trim or sense function to increase the output voltage.

**REGULATIONS**

Parameter	Condition	Value
Output Accuracy		±1.5% max.
Line Regulation	low line to high line	±0.3% max.
Load Regulation	0% to 100% load	0.5% max.
Transient Response	25% load change	600mV
	recovery time	500µS

**Deviation vs. Load**



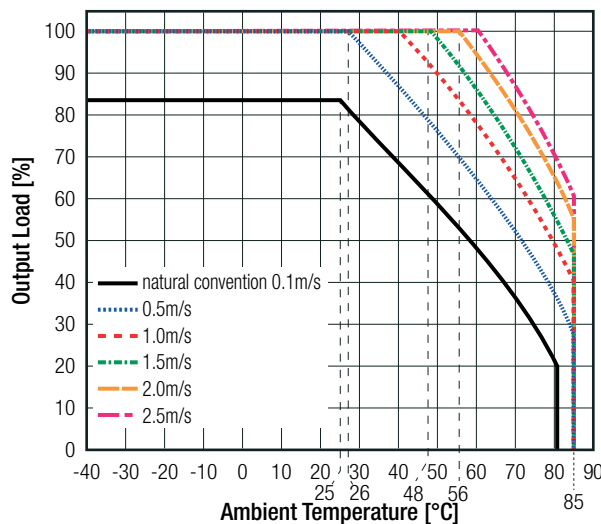
**Specifications** (measured @  $T_a = 25^\circ\text{C}$ , nom.  $V_{in}$ , full load and after warm-up unless otherwise stated)

PROTECTIONS		
Parameter	Type	Value
Short Circuit Protection (SCP)		hiccup mode
Over Voltage Protection (OVP)	over full temp range; % of $V_{OUTnom}$	39VDC, hiccup mode
Over Current Protection (OCP)		10.4A - 13.5A, hiccup mode
Over Temperature Protection (OTP) <sup>(7)</sup>	48Vin, 80% $I_{OUT}$ , 1m/s (refer to "Airflow direction" )	with heat-spreader ("H"), measured on "HOTSPOT"
		+125°C typ.
Isolation Voltage <sup>(8)</sup>		2.25kVDC
Isolation Capacitance		4.7nF typ.
Insulation Grade		basic
<b>Notes:</b>		
Note7: Automatic restart after temperature is within specification. Hotspot temperature is just for references only.		
Note8: For repeat Hi-Pot testing, reduce the time and/or the test voltage		
Note9: Refer to local safety regulations if input over-current protection is also required. Recommended fuse: 20A normal blow type		

ENVIRONMENTAL		
Parameter	Condition	Value
Operating Temperature Range		-40°C to +85°C
Maximum Hotspot Temperatures	with heat-spreader ("H")	+110°C
Temperature Coefficient		$\pm 0.01\%/K$
Operating Altitude		4000m
Operating Humidity	non-condensing	95% RH max.
Pollution Degree		PD2
Mechanical Shock		30G, 11ms, 3 times, half sine
Vibration		2.4Grms, 10-500Hz, 30min along x, y and z axis
MTBF	$I_{OUT} = 80\%$ of $I_{OUTmax}$ ; $T_{AMB} = +25^\circ\text{C}$	$5900 \times 10^3$ hours

**Derating Graph**

(Module vertical mounted and at  $V_{IN} = 48\text{VDC}$ , refer to "APPLICATION and INSTALLATION")



**Specifications** (measured @ Ta= 25°C, nom. Vin, full load and after warm-up unless otherwise stated)

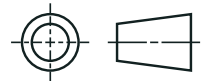
**SAFETY AND CERTIFICATIONS**

Certificate Type (Safety)	Report / File Number	Standard
Audio/Video, information and communication technology equipment - Safety requirements	E224736	UL62368-1:2014 2nd Edition CSA C22.2 No. 62368-1-14, 2nd Edition
RoHS2		RoHS 2011/65/EU + AM2015/863
EMC Compliance	Condition	Standard / Criterion
Electromagnetic Compatibility of Multimedia Equipment - Emission Requirements	with external filter	CISPR22, Class B

**DIMENSION AND PHYSICAL CHARACTERISTICS**

Parameter	Type	Value
Material	PCB	FR4, UL94 V-0
Dimension (LxWxH)		58.8 x 22.8 x 11.0mm
Weight	with heat-spreader ("H")	40g typ.

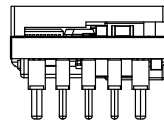
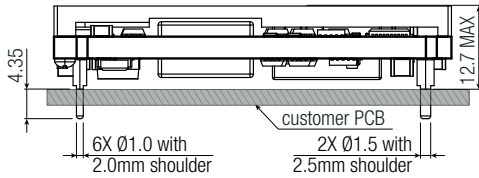
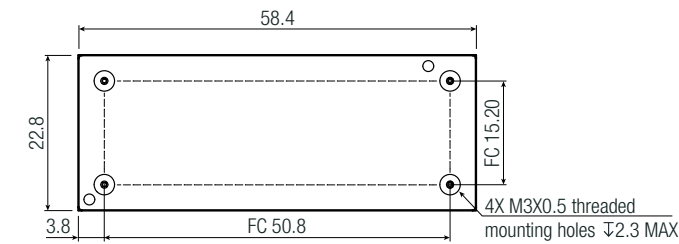
**Dimension Drawing (mm)**



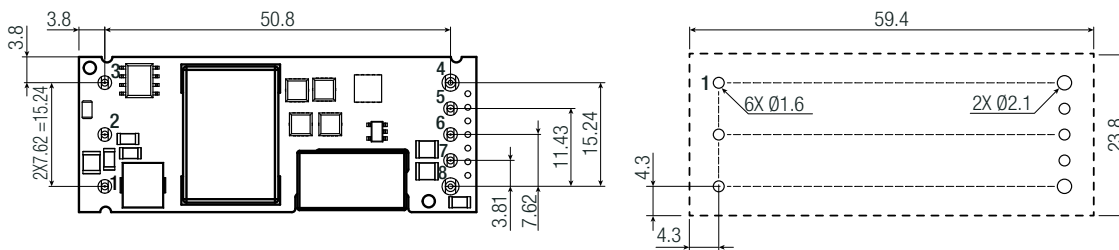
**Pinning Information**

Pin #	Single
1	+Vin
2	CTRL ON/OFF
3	-Vin
4	-Vout
5	-Sense
6	Trim
7	+Sense
8	+Vout

Tolerance:  
xx.x = ±0.5mm  
xx.xx = ±0.25mm

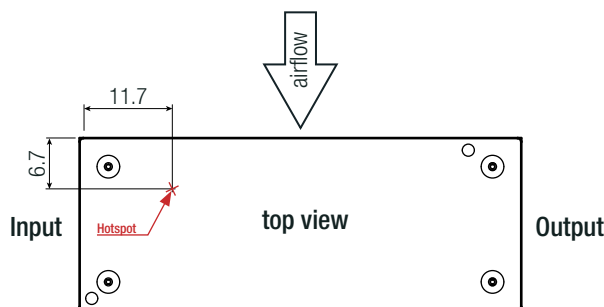


**Recommended Footprint Details**



**APPLICATION AND INSTALLATION**

**Airflow direction**  
(vertically mounted)



**Specifications** (measured @ Ta= 25°C, nom. Vin, full load and after warm-up unless otherwise stated)

PACKAGING INFORMATION		
Parameter	Type	Value
Packaging Dimension (LxWxH)		221.0 x 128.0 x 33.0mm
Packaging Quantity		6pcs
Storage Temperature Range		-55°C to +125°C
Storage Humidity	non-condensing	95% RH max.

The product information and specifications may be subject to changes even without prior written notice. The product has been designed for various applications; its suitability lies in the responsibility of each customer. The product is not authorized for use in safety-critical applications without RECOM's explicit written consent. A safety-critical application is an application where a failure may reasonably be expected to endanger or cause loss of life, inflict bodily harm or damage property. The applicant shall indemnify and hold harmless RECOM, its affiliated companies and its representatives against any damage claims in connection with the unauthorized use of RECOM products in such safety-critical applications.